

ORSAA Application Changes & Resources for Undocumented and DACAmented Students



Portland State University

ORSAA Overview
FAFSA/ORSAA
Training
Dec 13, 2023

Kyra King, OSAC
Debora Perrault, OSAC



Office of Student Access and Completion
Helping Oregon Students Plan and Pay for College



AGENDA

Oregon Financial Aid Overview

ORSAA New App Tips & Resources

Q & A

Oregon Financial Aid Overview

Oregon Financial Aid Overview

What types of financial aid can undocumented/DACA students receive?

- Oregon Opportunity Grant
- Oregon Promise Grant
- Scholarships
- Institutional Aid
- *Tuition Equity*



Oregon Opportunity Grant

- Largest need-based state grant
- Community colleges, public universities, and eligible Oregon-based private institutions
- Submit ORSAA as soon as possible after 24-25 launch and meet SAI limit
- Must live in OR for 12 months prior to college attendance and meet 4 Tuition Equity criteria

Oregon Opportunity Grant

In-State Tuition & Additional OOG Eligibility Requirements

Undocumented students may be eligible for in-state tuition rates at public universities as long as they meet the additional eligibility requirements listed below. To apply, undocumented students must either:

- Complete an Affidavit and Request for Exemption from Nonresident Tuition and Fees, available at the Admissions Office of each Oregon public university; OR
- Submit an official copy of application for registration with a federal immigration program or federal deportation deferral program.

Eligibility Requirements

To be eligible for in-state tuition rates as well as the [Oregon Opportunity Grant](#), undocumented students must meet all of the following tuition equity requirements:

- Student attended an elementary or secondary/high school in Oregon during all three years immediately prior to earning a high school diploma or leaving school before earning a diploma
- Student attended an elementary or secondary/high school in the United States for at least five years immediately prior to earning a high school diploma or leaving school before earning a diploma
- Student received a high school diploma or GED® in Oregon
- Student certifies intention to become a U.S. citizen or lawful permanent resident

Oregon Promise Grant

- For new/recent high school graduates and GED[®] test graduates
- Only for Oregon community colleges
- Submit ORSAA & complete OPG application by appropriate deadline
 - Deadline varies by graduation date
- Student must live in Oregon for at least 12 months (parents for 6 months) – *No other residency requirements*

Scholarships & Institutional Aid

- Wide variety of privately funded scholarships available - including over 80% of OSAC Scholarships
- Colleges and universities may have additional financial aid available. What is your scholarship application process for institutional scholarships?

**ORSAA New
Application Tips &
Resources**

ORSAA

What is the ORSAA?



For Oregon
residents only
(12 months+)



For DACAdmented
& other
undocumented
students



State of Oregon's
alternative to the
FAFSA



ORSAA opens
By December 31,
2023*

OregonStudentAid.gov

ORSAA

ORSAA vs. FAFSA

- ORSAA asks mostly the same questions & methodology as FAFSA
- ORSAA accounts do not have “account-based info” – the use of “ROLES” to come in spring
- ORSAA students answer the residency question based on where they permanently live. Not their immigration status
- Date field only needs to be answered if living in the state less than five years
- ORSAA students can only add OOG eligible colleges

ORSAA

ORSAA vs. FAFSA – Cont.

- ORSAA will not use the new FAFSA (1-4) college grade levels. We will continue to utilize the 0-7 college grade level values
- Parent cannot start application before student or make account.
- ORSAA parent SSN is listed as all zeros in application if no number/choose not to provide.
- Gender identity, race and ethnicity data
- Parent education status will have more options than new FAFSA
- Killed in Line of Duty question asked
- No Direct Data Exchange – manual entry

ORSAA

Tips to Complete the ORSAA

- Not sure which application to complete? Start with the pre-filter tool for *all* students.
- <https://oregonstudentaid.gov/orsaa-filter.aspx>

ORSAA Eligibility Criteria

ORSAA Eligibility Criteria

Students only need to complete one financial aid application per academic year (FAFSA or ORSAA). See below for eligibility criteria:

To complete the ORSAA you must meet one of the following criteria:

- Be an undocumented Oregon student
- Have Deferred Action for Childhood Arrivals (DACA) status, Temporary Protected Status (TPS), or a U-visa.

Do NOT complete the ORSAA if you are (1) a U.S. citizen, (2) a legal noncitizen with an Alien Registration number, or (3) an international student who is in the United States with a valid visa.

To complete the FAFSA you must meet one of the following criteria:

An eligible noncitizen is a U.S. national (includes natives of American Samoa or Swains Island), U.S. permanent resident (who has an I-151, I-551 or I-551C [Permanent Resident Card]), or an individual who has an Arrival-Departure Record (I-94) from U.S. Citizenship and Immigration Services (USCIS) showing one of the following designations:

- Refugee
- Asylum Granted
- Cuban-Haitian Entrant (Status Pending)
- Conditional Entrant (valid only if issued before April 1, 1980)
Victims of human trafficking, T-visa (T-2, T-3, or T-4, etc.) holder
- Parolee (You must be paroled into the United States for at least one year and you must be able to provide evidence from the USCIS that you are in the United States for other than a temporary purpose and that you intend to become a U.S. citizen or permanent resident.)

If you meet the criteria above for FAFSA, please click the FAFSA button

If you meet the criteria above for ORSAA, please click the ORSAA button

If you don't meet either FAFSA or ORSAA criteria above, you are not eligible to complete the application - Please click CANCEL

FAFSA ORSAA

CANCEL

CONTINUE

ORSAA Registration Step 1/3 – Sign Up



Sign Up

Please fill out the form below to create your account.

All the information you provide is confidential. Once you complete the information, your account will be created and you will be able to access the Student Experience Portal.

Email

Please ensure that this is a valid, permanent email address that you check regularly.

Confirm Email

Password

New passwords must be at least 8 characters and meet the following:

- 1 upper case (A-Z) characters
- 1 lower case (a-z) characters
- 1 numeric characters (0-9)
- 1 special characters (e.g. !@#\$%^&*)
- Not exceed 2 sequential numbers (e.g. 12, 456, 789)
- Not exceed 2 repeating characters or numbers (e.g. AA, bb, 77, &&)
- Do not include common words or names.

Confirm Password

Please show you are not a robot



I'm not a robot



reCAPTCHA
Privacy · Terms

CANCEL

CONTINUE

ORSAA Registration Step 2/3: Email Authentication

Registration Step 2 of 3: Email Authentication

Please validate your email

We sent you a confirmation email with a link to activate your account.

Access your email account and click on the link provided in the confirmation email.

Click [here](#) to send a new confirmation email to orsaatest+betaAnel4@gmail.com.



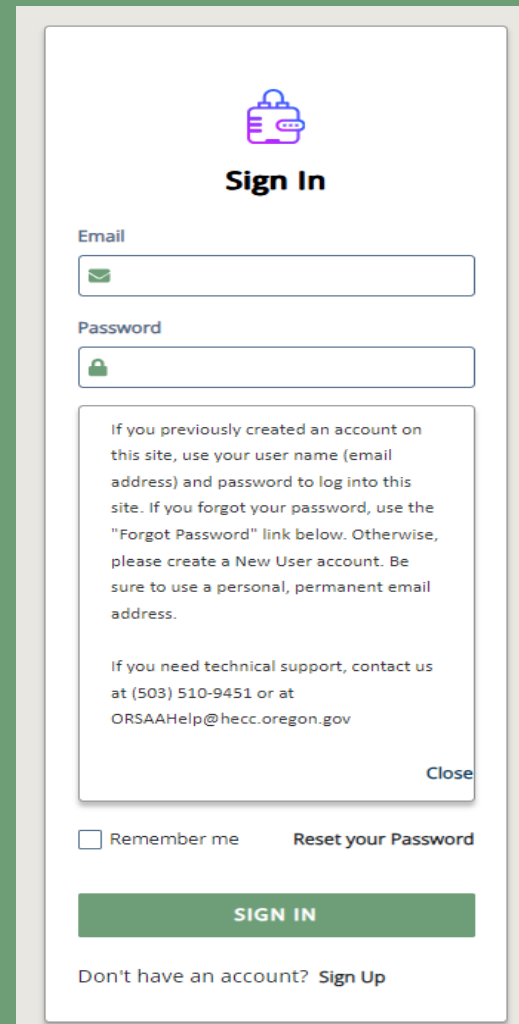
Thank you

Thank you for validating your account. Select "Continue" to log in and complete the final step of account registration.

CONTINUE

ORSAA Account Creation

- Student should use a permanent email (not school email)
- Remember your Secret Answer
- SSN is optional



The screenshot shows the ORSAA Sign In page. At the top center is a purple icon of a person with a speech bubble, followed by the text "Sign In". Below this are two input fields: "Email" with an envelope icon and "Password" with a lock icon. A large text box contains instructions: "If you previously created an account on this site, use your user name (email address) and password to log into this site. If you forgot your password, use the 'Forgot Password' link below. Otherwise, please create a New User account. Be sure to use a personal, permanent email address." Below this text box is a "Close" link. At the bottom left is a checkbox for "Remember me" and a link for "Reset your Password". A large green button labeled "SIGN IN" is centered at the bottom. Below the button is the text "Don't have an account? Sign Up".

Sign In

Email

Password

If you previously created an account on this site, use your user name (email address) and password to log into this site. If you forgot your password, use the "Forgot Password" link below. Otherwise, please create a New User account. Be sure to use a personal, permanent email address.

If you need technical support, contact us at (503) 510-9451 or at ORSAAHelp@hecc.oregon.gov

[Close](#)

Remember me [Reset your Password](#)

SIGN IN

Don't have an account? [Sign Up](#)

ORSAA

Account Creation – Step 3: Student Account Validation

Registration Step 3 of 3: Student Account Validation



Financial Aid Account

Please complete the following registration form.

First Name

i Your first/last name should match any official documentation and name you provided your college.

Last Name

i Your first/last name should match any official documentation and name you provided your college.

Social Security, DACA, or ITIN Number

i ****OPTIONAL:** Provide the exact number listed on your Social Security, DACA, or ITIN Card excluding the dashes. If you do not have a Social Security, DACA, or ITIN Number, leave blank.

Confirm Social Security, DACA, or ITIN Number

i ****OPTIONAL:** Reenter your Social Security Number, DACA, or ITIN Number entered above.

Date of Birth (mm/dd/yyyy):

i Please enter a valid date of birth. MM/DD/YYYY

LOGOUT

DONE

ORSAA ORSAA Student Portal



Ane4 Beta4

Dashboard

Useful Links

Documents **2**

Welcome to the ORSAA Student Portal

Welcome Student!

CLICK ON "SHOW FULL INFO" TO READ ENTIRE MESSAGE.

Click on Documents to complete and submit your ORSAA application. Make sure you are completing the correct ORSAA year (based on the academic year of college you want to apply for). Please read the entire message on top of the "Documents" page for detailed next steps.

Your ORSAA account is only used for submitting your application. Please create an [OSAC Student Portal account](#) to apply for state grants and scholarships.

No awards will show in this account. To see any financial aid you have been awarded, please view your email, and contact your financial aid office.

Close



Ane4 Beta4

Dashboard

Useful Links

Documents **2**

Status: Needed (2) Submitted (0) Satisfied (0) Unsatisfied (0) [Show All Documents](#)

Documents

Applications

PLEASE CLICK ON "SHOW FULL INFO" TO READ ALL INSTRUCTIONS.

All information about your ORSAA application status can be viewed here, including all submitted, satisfied, corrected, and changed applications. Your applications will be displayed from newest (top) to oldest (bottom).

[Show Full Info](#)

My Documents

2024-2025 ORSAA Application

2024-2025 Federal Award Year

NOT STARTED

Status as of 12/13/2023

[Review and Update](#)

2023-2024 ORSAA Application

2023-2024 Federal Award Year

NOT STARTED

Status as of 12/13/2023

[Review and Update](#)

2023 Higher Education Coordinating Commission

OSAC Office
3225 25th Street SE
Salem, OR 97302

[About OSAC](#)
[OSAC website](#)

ORSAAHelp@hecc.oregon.gov

My Documents

2024-2025 ORSAA Application

2024-2025 Federal Award Year

NOT STARTED

Status as of 12/13/2023

[START, EDIT OR COMPLETE A FORM](#)

Close

ORSAA Student Unusual Circumstances

Exit

✓ Student Information

✓ Student College or Career School Plans

🔍 Student Circumstances

🔍 Student Family Information

🔍 Student Financial Information

🔍 Student School List

🔍 Additional Questions

Student Unusual Circumstances

Circunstancias inusuales del estudiante

Do unusual circumstances prevent the student from contacting their parents or would contacting their parents pose a risk to the student? *

¿Circunstancias inusuales impiden que el estudiante se comunique con sus padres o contactar a sus padres representaría un riesgo para el estudiante?

Yes; Sí

No

This field is required

i This information will help us evaluate the student's ability to pay for school. A student may be experiencing unusual circumstances if they:

- Left home due to an abusive or threatening environment;
- Are abandoned by or estranged from their parents;
- Have refugee or asylum status and are separated from their parents, or their parents are displaced in a foreign country;
- Are a victim of human trafficking;
- Are incarcerated, or their parents are incarcerated, and contact with the parents would pose a risk to the student; or
- Are otherwise unable to contact or locate their parents, and have not been adopted.

If the student's circumstances resulted in their not having a safe, stable place to live, they may be considered a homeless youth and should review the answer to the question on the previous page about being unaccompanied and homeless.

Esta información nos ayudará a evaluar la capacidad del estudiante para pagar la escuela. Un estudiante puede estar experimentando circunstancias inusuales si:

- Se fue de casa debido a un ambiente abusivo o amenazante;
- Están abandonados o separados de sus padres, y no han sido adoptados;
- Tienen estatus de refugiado o asilado y están separados de sus padres, o sus padres están desplazados a un país extranjero;
- Es víctima de trata de personas;
- Está encarcelado, o sus padres están encarcelados, y el contacto con los padres representaría un riesgo para el estudiante; o
- De otra manera no pueden contactar o localizar a sus padres y no han sido adoptados.

Si las circunstancias del estudiante resultaron en que no tuvieran un lugar seguro y estable para vivir, se le puede considerar un joven sin hogar y debe revisar la respuesta a la pregunta de la página anterior sobre no estar acompañado y sin hogar.

Are the student's parents unwilling to provide their information, but the student does not have an unusual circumstance that prevents them from contacting the parents or obtaining their information? *

¿Los padres del estudiante no están dispuestos a proporcionar su información, pero el estudiante no tiene una circunstancia inusual que les impida comunicarse con los padres u obtener su información?

Yes; Sí

No

This field is required

< 3/3

BACK NEXT

ORSAA Provisionally Independent Status

- If Unusual Circumstance question is answered “yes”, they are considered a provisionally independent student and are not required to provide parent information to submit.
- The student is able to sign and submit their ORSAA
- OSAC and college staff will have to notify student that they do have a provisional independent status, then work through it together – the student is not notified automatically like FAFSA students.

ORSAA Student & Parent Demographics

- Family size question (no longer household size)
 - Only available in Parent Section (or Student Financials if Independent)
- Student manually enters in family size (in parent section), only count people in the family if the parent(s) provided more than 50% of the support of the individual
- The “student household size” question on the ORSAA is eliminated for dependent students

ORSAA Signature Process – 3 Steps



- If dependent student, parent and student must e-sign

2024-2025 ORSAA Application

Exit

- ✓ Student Information
- ✓ Student College or Career School Plans
- ✓ Student Circumstances
- ✓ Student Family Information
- ✓ Student Financial Information
- ✓ Student School List
- ✓ Parent Information
- ✓ Parent Financial Information
- ✓ Additional Questions
- E-Signature**

Step 1: Signature Options

Great work! You've completed all the required steps for the 2024-2025 ORSAA Application. Now it's time to review the 2024-2025 ORSAA Application, sign the form and submit the form for processing. Please select one of the signature options below to sign and submit the 2024-2025 ORSAA Application.

Select the **Electronically Sign Forms** option for the fastest option for processing financial aid forms. You will have the option to review all information prior to submitting it. You will also be able to print copies of all forms signed electronically. If you want to sign your form with an electronic signature, please select this option below.

Selecting **Or choose another option** is not an electronic signature option and requires that you print your completed forms, review them for accuracy, and then provide a wet signature and upload or send your form. This process is manual and may result in delays in processing your financial aid forms and receiving your financial aid funds. If you do not want to electronically sign your forms, please select this option below.

1/3

E-SIGN DOCUMENT

OR CHOOSE ANOTHER OPTION

2024-2025 ORSAA Application

Exit


- ✓ Student Information
- ✓ Student College or Career School Plans
- ✓ Student Circumstances
- ✓ Student Family Information
- ✓ Student Financial Information
- ✓ Student School List
- ✓ Parent Information
- ✓ Parent Financial Information
- ✓ Additional Questions
- E-Signature**

Step 2: View My Forms

Please click on the download icon next to the document name to view the completed form. You should review the information carefully and if you need to make changes, please select the appropriate section to the left and make the necessary updates.

If your forms are complete and accurate and no changes are necessary, please check the acknowledgment box below and proceed to the next page.

Forms

2024-2025 ORSAA Application 

I acknowledge that all information provided on my 2024-2025 ORSAA Application is true and correct.

2/3

BACK **NEXT**

ORSAA Signature Process – 3 Steps



- If dependent student, parent and student must e-sign

Exit

Step 3: Consent & Disclosures

You have elected to electronically sign the 2024-2025 ORSAA Application. Please note that your electronic signature is still valid if errors exist on your form. If you need to make corrections to the form before signing, please go to the appropriate section on the left navigation bar and make your changes. If you need to make corrections to your form after you electronically sign, please contact the Office of Student Access and Completion (OSAC).

Please provide the information below to complete the electronic signature process. Your information must match exactly with what we have on file for your account, including any special characters that were used.

First name (A-Z) *

Enter your first name as provided to your school.

Last name (Beta4) *

Enter your last name as provided to your school.

Password *

Enter the Password used when you created your account.

REQUIRED DISCLOSURES

MINIMUM ELECTRONIC SIGNATURE HARDWARE & SOFTWARE REQUIREMENTS

3/3

BACK SIGN

ORSAA Signature Process



- After student e-signs, they must send parent an invite via email

A screenshot of a web application window titled "2024-2025 ORSAA Application". The window contains the following elements:

- A close button (X) in the top right corner.
- The text "Please choose parent to sign:" followed by a radio button selected for "ANELP4 BETAP4".
- The text "And enter his/her e-mail for invitation." followed by the label "Email".
- An input field containing the email address "orsaatest+betap4@gmail.com" with a green checkmark icon to its right.
- A green button labeled "SEND INVITATION".
- A white button labeled "CANCEL".

ORSAA Signature Process




- Parent checks email, creates account by clicking link, reviews applications & e-signs

Parent Electronic Signature Request for ORSAA Application - Time Sensitive



ORSAA <ORSAAHelp@hecc.oregon.gov>

To OSAC ORSAA Help; pamela.zuhoski@regenteducation.com; susan.sherrick@regenteducation.com

 If there are problems with how this message is displayed, click here to view it in a web browser.



Tue 12/12/2023 5:08 PM

Email Address Override: In production mode, this email would have been sent to orsaatest+betap4@gmail.com

Dear ANELP4 BETAP4,

Anel4 Beta4 has requested your electronic signature on the 2024-2025 ORSAA Application.

You can log into the ORSAA Parent Portal by going to <https://osacstudentxqa.regenteducation.net/parents?t=88f6eeb49c66494889b2ec0854015d2a> and enter your email address and password to sign the form. Be sure your student is logged out of their account before you log in.

Please note that if you do not take any action, this link will expire in 72 hours.

If you have any questions about your account or the signature process, please contact the ORSAA Team at ORSAAHelp@hecc.oregon.gov.

Sincerely,

Office of Student Access and Completion (OSAC)

ORSAA Completion

Most Important:

Get to SATISFIED



2024-2025 ORSAA Application

2024-2025 Federal Award Year

(Transaction Number: 71)

SATISFIED

Status as of 11/22/2023

[🔍 Review and Update](#)

ORSAA

Tips to Complete the ORSAA

- Submitting a revision, adding a college, etc.



- Student should *FIRST* download PDF of the ORSAA
- Student will need to re-enter financial information
- Be sure to e-sign again!

ORSAA Communication Tools

- OSAC emails students within 1-2 weeks to confirm ORSAA submission.
- OSAC emails students about potential errors on their submitted ORSAA.
- Completed PDF of ORSAA shows the student's EFC. (Student can request letter from OSAC.)

ORSAA Awarding Information

- **Email notification about Oregon Opportunity Grant** typically starts in March/April (if student is awarded).
- **Students should complete other aid applications** (OSAC Scholarships, Oregon Promise, campus, etc).

ORSAA Resources



OregonStudentAid.gov

Applying for Scholarships

Applying for Scholarships



- OSAC Scholarships
- Institutional Scholarships
- Local Scholarships
- Ford Family Foundation Scholarship
- National Scholarships
- Ask scholarship providers about including undocumented applicants

What do you need?

- What can OSAC do to make this easier for you and your students?
- What can high schools and college access programs do to make this process easier for students and for you?

Questions? Feedback?

Kyra King

Kyra.King@hecc.oregon.gov

(971) 332-0120

Debora Perrault

Debora.Perrault@hecc.oregon.gov

(971) 375-2215

ORSAAhelp@hecc.oregon.gov